



# PLATEAU STATE GOVERNMENT

## INFORMATION ON INFRASTRUCTURE

# **CONTENT**

<b>1. Executive Summary.....</b>	<b>1</b>
<b>2. Key Information on Infrastructure-----</b>	<b>2</b>
<b>i. Electricity infrastructure.....</b>	<b>3</b>
<b>ii. Telecommunications infrastructure.....</b>	<b>9</b>
<b>iii. Gas infrastructure.....</b>	<b>15</b>
<b>iv. Transport and logistics infrastructure.....</b>	<b>19</b>
<b>v. Solid waste infrastructure.....</b>	<b>22</b>
<b>vi. Sewage infrastructure.....</b>	<b>25</b>
<b>vii. Water infrastructure.....</b>	<b>27</b>
<b>3. Investment Oppotunities-----</b>	<b>31</b>

# 1. Executive Summary

The goal of Infrastructure in Plateau State is to create the Infrastructure needed for growth through coordinated efforts

- The growing demand and government support for investment, has create clear opportunities for profit. Thus, Plateau has aligned its infrastructure development plan to its key areas of comparative advantage of agricultural, mining and tourism objectives with an understanding that;
  - i.Good roads provide important connectivity with greater population and transportation centers
  - ii.Reliable electricity supply is required to operate machinery & equipment, and provide lighting
  - iii.Regular water supply is necessary for irrigation & mineral processing purposes
- With the PPP law, it allows for concessions and State Government willingness to partner with the private sector for the construction of tolls, bridges, terminals and stops along key transit routes.
- The State has planned expansion of its integrated power utility and mini-grid development programs that allows for partnerships with investors
- Additionally, the State Government is significantly investing in building agro hubs and promoting tourist Centres at six (6) potential locations of Jos North, Jos South- Riyom, Mangu, Kanam, Lagtang North –Wase, and Shendam, which will result in increased commercial traffic and a need for improved infrastructure to connect hubs to population centers.
- Plateau is also exploring expansion of grid and mini -grid connections to areas with high GDP potential. Presently, there are about 550 potential sites for prioritized power connections, 6MW unused generating capacity at NESCO, three (3) Private Sector currently running on solar energy, and two (2) ongoing solar mini -grid projects

**Current efforts in energy will help investors determine high potential sites and navigate regulations**

**Passage of the Energy Corporation Law** introduces the Plateau State Energy Corporation to focus on supporting private sector investors

Mapping and profiling of priority sites for grid and mini -grid connections


Establishment of single point of contact for all investors interested in energy initiatives

Planned offer tax holidays to Investors

## 2.Key Infrastructure Information

The Plateau Infrastructural Development Plan is aimed at supporting the key comparative advantage of agricultural, mining and tourism objectives of the State

### Plateau State Infrastructure Information



Electricity

Telecommunications

Gas

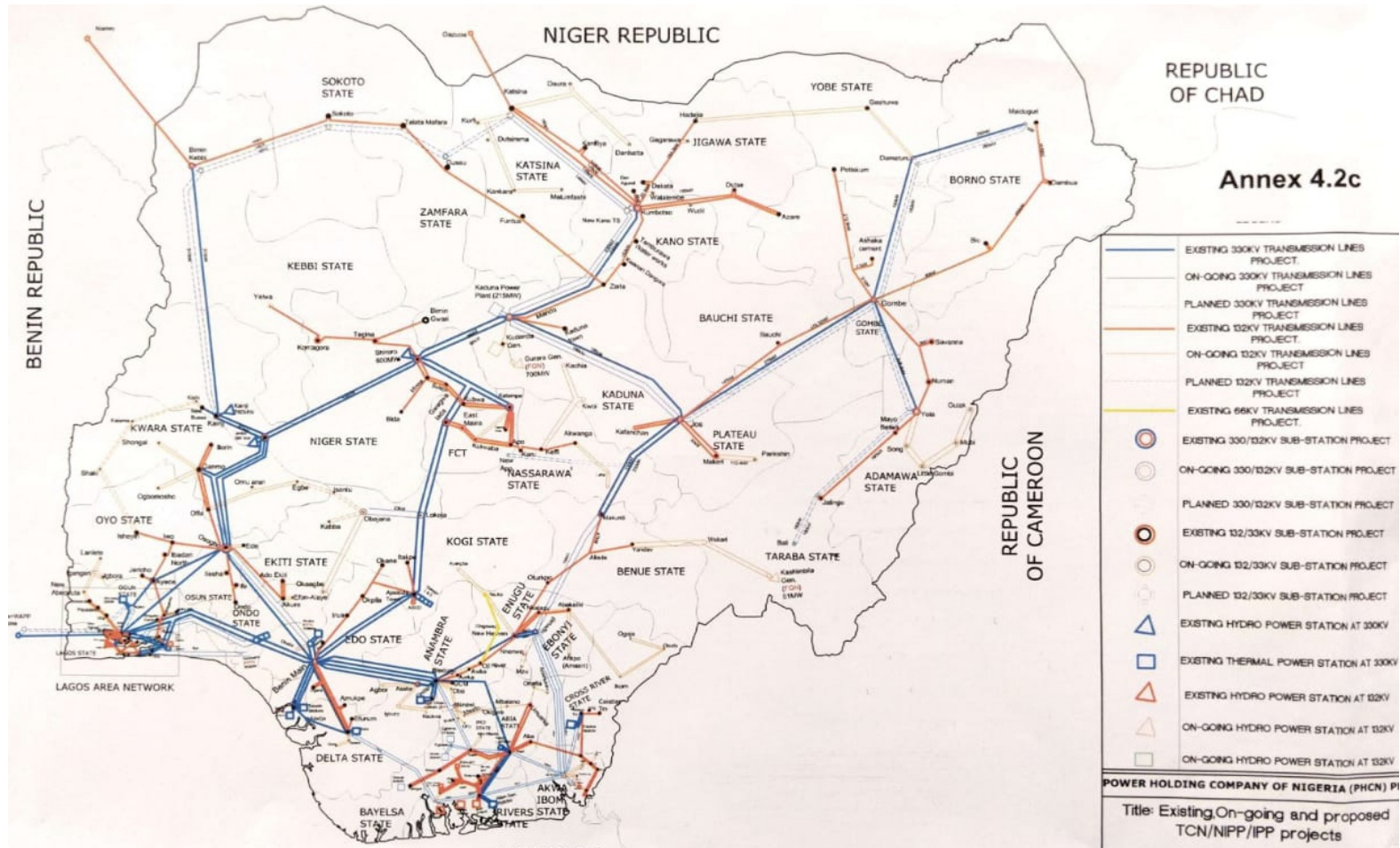
Transport  
&  
logistics

Solid Waste

Sewage

Water

# i. ELECTRICITY INFRASTRUCTURE



# ELECTRICITY QUALITATIVE TEMPLATE

## Overall Electricity Profile

Insert overall description of the State's Electricity system to include summaries of:

### Power Generation

- o Companies: Off-Grid Gencos
  - a. Nigeria Electricity Supply Company (NESCO) Ltd
  - b. Green Village Energy (GVE)
- o Electricity generation sources
  - a. Hydro Power Generation by NESCO (Nig) Ltd
  - b. Solar Power Generation by GVE Project Ltd
  - c. Independent Energy Project Finance Ltd (SIENERGY)
- o Annual generating capacity
  - a. Hydro by NESCO Nig. Ltd, installed capacity 25mw
  - b. Capacity Utilization: 12mw
  - c. Annual Generating Capacity: 140Gwh

# Power Transmission

An outlay of the Power Transmission Grid including

- a) Transmission Company of Nigeria (TCN) in Plateau State;
  - i. Jos Sub-Station
  - ii. Bukuru Sub-Station
  - iii. Gada Biyu Sub-Station
  - iv. Plateau South Sub-Station
- b) Age of Transmission Infrastructure: 1980, 2013, 2014, 2019 to Date
- c) Grid Capacity within the state
  - i. 33kv Line -929km
  - ii. 11kv Line – 469km
  - iii. 415kv Line – 2,721km
- d) Assessment of the condition of the high and low voltage transmission grids: Good Condition but there is need or improvement

# Power Distribution

- a. The Profile of the Power Distribution Company with jurisdiction over the state
  - i. Outlay of Distribution Network: 58 Substation of 33/11/3.3kv
  - ii. Age of Distribution Network: Over 70 years
  - iii. Capacity of Distribution Network: 90 -100mw
  - iv. Electricity price (for households, industry)
  - v. Provide the Multi-Year Tariff Order (MYTO) of the Distribution Companies Operating in the state, including a table of the approved tariffs from 2015 - 2024



# SOLAR POWER GENERATED BY GVE PROJECT LTD

	LOCATION					Size (Kwp)	Average Annual Generation (Mwh)	Details of LV Distribution Network in (Km)	Number of Connections	Year Completed	Population (Persons)	Average MYTO Tariff (NKwh)	Promoters	Owners	Project/Funding/Sponsors
	Department/Region	Locality/Community	Village	Geographical Coordinates											
				Y(Lat)	X(Long)										
1.	Plateau State	Shendam LGA	Angwa Rina	N840.99m97	E928.467	52.65	81.94	4.89	346	2018	4800	175	GVE Project Ltd & PLSG, Federal Ministry of Power, Works & Housing, GIZ/ SEDIN	GVE & PLSG	GVE (Equity) & EU NESP (Grant)
2.	Plateau State	Shendam LGA	Demshin	N84118.18	E926448.24	52.65	79.71	3.55	352	2018	5100	175	GVE Project Ltd & PLSG, Federal Ministry of Power, Works & Housing, GIZ/ SEDIN	GVE & PLSG	GVE (Equity) & EU NESP (Grant)
2.	Plateau State	Shendam LGA	Shimankar	N8382.76	E93130.18	234	182.285	28.2	2296	2020	12378	135	GVE project Ltd	GVE & PLSG	GVE (Equity) All on.

# List of Electricity Distribution Companies Operating in the State

S/N	Name	Contact Person	Contact Information	Activities	Size	Ownership	Structure Quality standards
1	Nigeria Electricity Supply Corporation Nigeria Ltd (NESCO)	Engr. Maurice Okoro (Chief Operation Officer)	meekokoo@yahoo.com 07089766160	Electricity Distribution in part of Jos, Bukuru, Vom and Rural Areas	780 Mva Distribution Capacity	Limited Liability Company (Indigenous/Foreign)	
2	GVE Project Ltd	Engr. Ifeanyi Orajaka	iorajaka@gvegroup.com 08064075280 No. 22A Suez Crescent Wuse Zone 4, Abuja - FCT, Nigeria	Solar Mini-Grids and EPC	68 employees	Private Limited Liability Company	Certified by COREN, NEMSA and NESP
3	Jos Distribution Company (JED) Ltd		No. 9 Ahmedu Bello Way Jos, Plateau State	Electricity Distribution in part of Jos, Bukuru, Gada Biyu, Plateau State		Limited Liability Company (Indigenous/Foreign)	
4	GVE Project Ltd	Engr. Ifeanyi Orajaka	iorajaka@gvegroup.com 08064075280 No. 22A Suez Crescent Wuse Zone 4, Abuja - FCT, Nigeria	Solar Mini-Grids and EPC	68 employees	Private Limited Liability Company	Certified by COREN, NEMSA and NESP

## ii. TELECOMMUNICATION INFRASTRUCTURE



## Overall MTN Profile

MTN was launched in 2001, and it was among the first telecommunication networks in Nigeria to exist, and a subsidiary of MTN Group. And from then till now, MTN has invested over \$1.8 billion for provision of reliable and fast internet service to their customers across the nation. MTN currently provides data and telecoms services to over 200 cities in Nigeria, and serves over 10,000 villages across the whole country.

From the very first phone call, made at Maritime House Apapa on May 16 2001, MTN has been facilitating connections that matter. The continued support and patronage of MTN customers have made the growth and success MTN possible. Today, MTN Nigeria is one of Africa's largest providers of communications services, connecting approximately 69 million people in communities across the country with each other and the world. MTN leadership position in coverage, capacity and innovation has remained constant since its launch in 2001.

MTN vision is to lead the delivery of a bold, new digital world to our customers and our purpose is to make Nigerian lives a whole lot BRIGHTER by delivering relevant, accessible, high-quality telecommunications solutions that put them in control. MTN **believe that everyone deserves the benefits of a modern connected life.** Guided by the philosophy of shared prosperity, MTN also believe that the success and growth of our business is tied to the wellbeing and success of the communities in which we operate.

A proudly Nigerian company, MTN is committed to the growth of the economy and the progress of our people. MTN understand that with real access and support, there is nothing Nigerians cannot achieve. Over the years, MTN have borne witness to the innovation, drive, and resilience that is at the heart of Nigeria. The opportunity to play a role in the nation's evolution has been our privilege and greatest achievement.

MTN Nigeria is part of the MTN Group – a multinational telecommunications group, which operates in 21 countries in Africa and the Middle East, and have also done beautiful things together and there is still much more to be done. If the last decade and more have taught us anything, it is how much MTN Nigeria can achieve when we work together. MTN Nigeria is certain that they will continue to make headlines together in the years ahead.

MTN Service Availability (bandwidth more than 2GB) - Broadband Router Plans		
S/N	Broadband Plans	Descriptions
1.	Home broadband	<ul style="list-style-type: none"> <li>a. Capped Data Plan</li> <li>b. Unlimited Data Plan</li> <li>c. Showmax + Capped Data</li> <li>d. Top-up Plan</li> <li>e. Welcome Back Plan</li> <li>Night Plan</li> </ul>
2.	Office broadband	<ul style="list-style-type: none"> <li>a. Capped Data Plan</li> <li>b. Unlimited Data Plan</li> <li>c. Welcome Back Plan</li> <li>Night Plan</li> <li>d. Top-up Plan</li> </ul>

MTN Local Calls: BizPlus Mobile Tariff Plan		
Description	Tariff (without VAS)	Tariff (with VAS)
Voice Calls to MTN Lines	11.26k/Sec	11.26k/Sec
Voice Calls to Other Local Networks	11.26k/Sec	11.26k/Sec

MTN International Calls: Tariff Plan	
Description	Depending on the Country Location
Call Rates/sec for all Countries	₦ 0.52
Call Billing for all Countries	Per sec
Call Rate/Min	Depend on the place/Network

## Overall GLO Profile

Just two years after MTN was launched in 2001, GLO followed having been established in 2003 and owned by the second richest man in Nigeria, Mike Adenuga as telecom solutions that makes lives easier and better. GLO is currently the second most popular telecommunications company in Nigeria with over 34 million subscribers across the nation. GLO Company have made history as the first single company to build a high-capacity sub marine fibre-optic cable, popularly known as Glo-1, the first successful submarine cable from the United Kingdom to Nigeria; with the attendant high increases in internet speeds and download rates with resultant significant improvements in online technologies. In Q1 2022 GLOBacom registered 8.70 Mbps and recorded the lowest latency of 32ms

## GLO Network Call Tariffs: Local/National Calls

1. Calls to any Glo network are charged at a rate of 11k per second/ Voice call between two (2) Glo Numbers at 11 k/s
2. 11k/sec Glo-to-Other Network

## GLO Service availability (Bandwidth more than 2GB)

1. GLO 6x
2. GLO Easyshare
3. GLO Fle XI
4. GLO MIFI Offer
5. Showmax Data Bundles
6. GLO 22x
7. GLO Extends Pre-paid roaming, 4G LTE Services to China, UAE



## Overall Airtel Profile

Airtel is a telecommunications company operates in over 17 countries across Africa. Airtel runs a GSM network in all countries and provides 2G, 3G or 4G according to the country's operation mode. In Nigeria, Airtel leads the pack, both in terms of median download and upload speed in Q2 2022, averaging 30.35 Mbps download speed and upload speed at 10.28 Mbps. In comparison, MTN Nigeria registered a 26.30 Mbps download speed and 9.13 Mbps upload speed.

Across Africa, Airtel is one of the most popular networks and operates in Burkina Faso, Chad (Airtel Chad), Republic of the Congo (Airtel Congo Brazzaville), Democratic Republic of the Congo (Airtel DRC), Ghana (Airtel Ghana), Kenya (Airtel Kenya), Nigeria (Airtel Nigeria), Uganda (Airtel Uganda) and others.

Airtel has surpassed other telecom competitors, in Nigeria, for the best consistency rating on cell throughout Q3 2021 at 89.4%, which is a 7% increase from Q2 when Airtel had a consistency score of 82.5%, while broadband supplier, ipNX, had the most effective pace rating (21.66%) and consistency rating (40.2%) in Nigeria throughout Q3 2021. In Q1 2022, Airtel registered 22.42 Mbps and recorded the lowest latency in Q1 2022 with 26ms

## Airtel Service availability (Bandwidth more than 2GB)

Airtel Router Bundle Plans, which include;

- 1. Unlimited Ultra Plans (Router only)
  - 2. Router Booster Plans
  - 3. Airtel Routers Plans
- Ultra Plans

LOCAL CALL TARIFF PLANS	CALL RATES	MIGRATION CODES
Smart PREMIER	11 kobo/sec	*318#
Smart TRYBE	11 kobo/sec	*312#
Smart TALK	11 kobo/sec	*316#
Smart TRYBE JUNIOR	40 kobo/sec	*317#
Smart CONNECT60 kobo/secNew Airtel SIMSmart VALUE	15 kobo/sec	*314#
Value Plan	11 kobo/sec	*243#
TalkMore Bundles	60 kobo/sec	*234#

**NOTE: International Call Tariff Plans: This depends on the International Country/Region**

### List of Fixed Line Telecoms Service Providers Operating in the State

NAME	CONTACT PERSON	CONTACT	ACTIVITIES	SIZE	OWNERSHIP	QUALITY STANDARDS CERTIFICATES
MTN	CUSTOMER CARE	07038337553	Tariff plans, roaming, international rates, sim services and recharge	280 million subscribers	multiple shareholders, each with specific stake	ISO9001
GLOBACOM	CUSTOMER CARE	08050020121	Sim services, Tariff plan, USSD bulk capacity, Sim services	45 million subscribers	Private	ISO9001
AIRTEL	CUSTOMER CARE	08021500111	Loan services, call management, Entertainment Sim services	32.4 million subscribers	Multinational	SO27001:2005



### iii. GAS INFRASTRUCTURE



# **GAS QUALITATIVE TEMPLATE**

## **Gas Supply infrastructure in the State**

Gas is supplied into the state via tankers (trucks), small quantity is supplied through bulk cylinders.

87% of

the gas we consumed is conveyed through trucks

and 13% of the gas is through bulk cylinders.

## **List of Gas Supply Companies Operating in the State**

The key suppliers of gas in the state listed as follows:

1. Nevic Gas Limited
2. Conoil
3. Gmk Petroleum and Energy
4. Hariz Gas Plant Rantya
5. Zhenn Energy Limited
6. Ngobang oil and Gas Plant

NAME	CONTACT PERSON	CONTACT INFORMATION	ACTIVITIES	OWNERSHIP STRUCTURE	QUALITY STANDARDS/ CERTIFICATES
Nevic Gas Limited	Mr. Peter Alowo	21b, Tafawa balewa Street, Jos.	Licensed Importers of Gas	Private	ISO 3834
GMK Petroleum & Energy Limited.	Mrs. Pat Attah	Behind Township Stadium, Jos.	Gas Suppliers	Private	RC 1535505
Hariz Gas Plant	Mr. victor Ehi	After Money in the boot, Rantya, Jos.	Gas Station	Private	RC 398195
Conoil	08053351481	13. Jengre Rd. Opp Leventis Motors, Jos.	Oil & Gas	Private	
Zhen Energy Ltd	Mr. Raymond Ofagbor	plots C3868b/C4803k Lo Yep, Kwang, Jos.	Gas	Private	RC1339335
Ngobang Oil & Gas Plant	Mr. Solomon Dung 08032177907 08039481686	rayfield Road Off Rahwol Kanang road, Jos.	Refilling Gas cylinders, Sales of Accessories, Construction & Maintenance of LPG Plants.	Private	RC 1113440

# Assessment of gas infrastructure condition

Plateau state has no available gas pipeline laid in the state. The has its gas supplied through trucks that sometimes

takes months to arrive due to the nature of Nigerian roads. The state experienced 2 minor gas explosions within the last

7 years, though no death was recorded. The state Fire Service Agency responded swiftly and acted appropriately.

## Current Pricing of gas supply (for households, industry)

Provide the current pricing for gas:

1. Industrial users      N950 per kg
2. Household users      N800 per kg

## Annual supply and consumption levels

Provide the estimated supply and consumption levels for gas in the state.

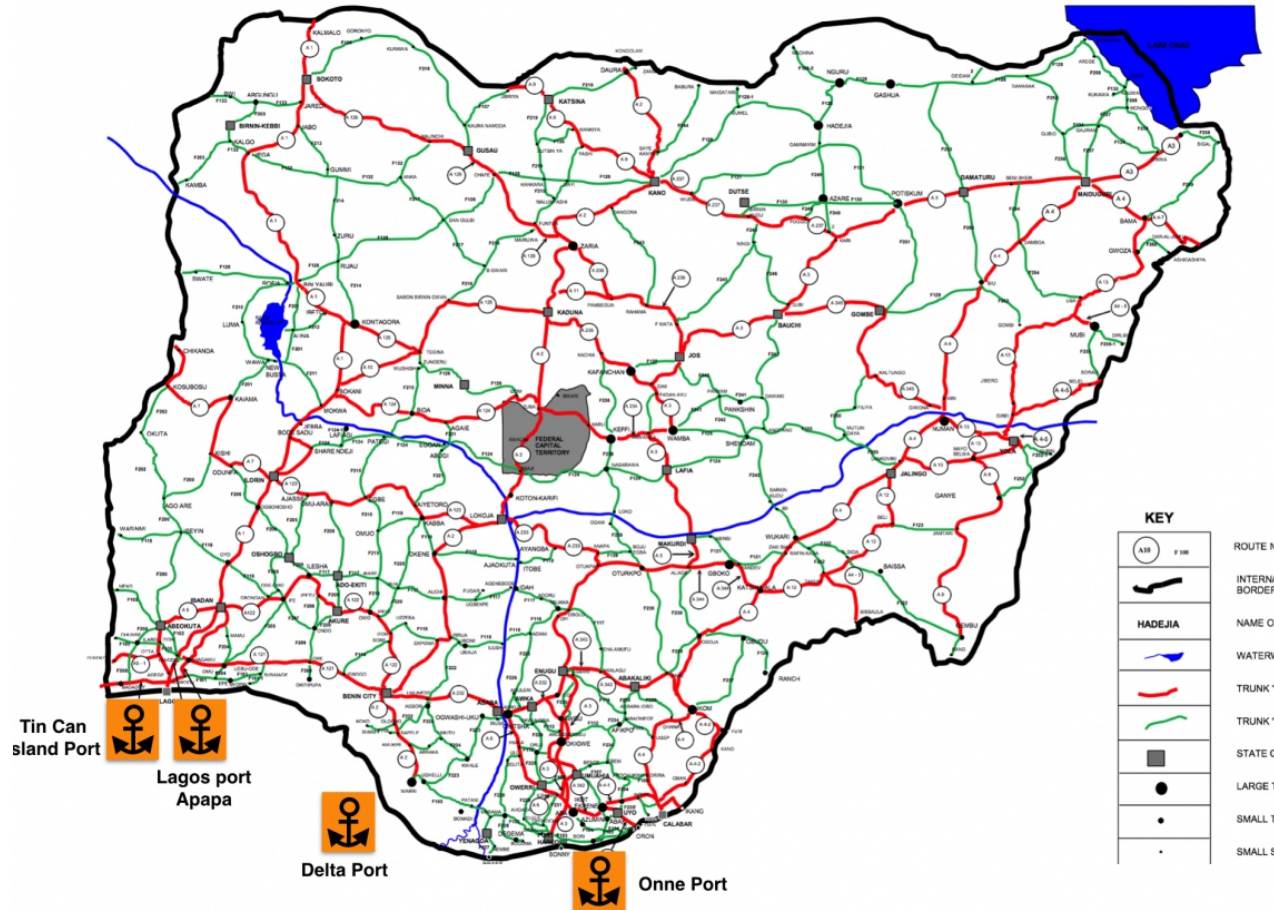
Approximately 49,500kg of gas is sold and consumed in the state, according to the available facts. This translates to 18,067,500 kg annually. The estimate of gas supplied into the state exceeds the consumption. From the records,

about 4,597,000 kg of gas remains unsold annually.

The key users of gas in Plateau State are:

1. Industrial              21%
2. Household              79%

# iv. TRANSPORT & LOGISTICS INFRASTRUCTURE





S/N	TRANSPORT COMPANY	LOCATION	CONTACT	COST (Jos-Abuja-Jos)
1.	Bluewhales transport	Yakubu Gowon Way, Opposite National Library.	07037931729	₦6000
2.	Valgee	Old Nitel building, Old	08164982545	₦12000/₦7000
3.	Fomdagwi	Airport Junction, Jos. Yakubu Gowon Way, Nitel Junction.	09061270655	₦6000
4.	Tim Tali transport	No.16 Panyam Street by Tafawa Ballewa Street.	08082726332	₦6000
5.	Plateau Express Services	No 36 Murtala Mohammed Way. P.M.B 2106.	07032195807	₦6000

S/N	LOGISTIC COMPANY	LOCATION
1.	Fedex Express Courier Services	No. 29 Bauchi road, Jos.
2.	Giffi logistics	Jos Business School, Jos.
3.	November 11 even Nigeria Limited	2A Tafawa Balewa, Jos.
4.	GIG Logistics	B3 Emerald plaza, Rayfield-Zarmaganda road
5.	Standard Delivery Services Limited	No. 11 Zaria Bypass, Jos.
6.	Chase Express	Gray Garden, Jos.
7.	United Parcel Service	31, Rwang Pam Street, Jos.
8.	Destiny Logistics	Busa Buji Street Opposite Winners Chapel, Jos.
9.	Magron Logistics	No. 3 Kashim Ibrahim Street, Jos.
10.	Gultcore Logistics Limited	No 14 Bukuru road, Rayfield
11.	DHL International	No.22 Rwang Pam Street, Jos.
12.	Hill-crest transport/logistics	Suite 13, Laziza City Mall, Latya Junction along St Augustine, Du

# V. SOLID WASTE INFRASTRUCTURE





## A. Solid Waste Handling Facilities

Full Name of Facility (Registered Business Name, Preferred)	Type of Waste Handling Offered	Key Contact Person(s) / Contact Details	No of Employees	Company's Annual Income (US\$)	Legal Form / Ownership Structure	Certifications / Quality Standards Adopted	Annual Waste Handling Capacity
Plateau Environmental Protection and Sanitation Agency (PEPSA)	Refuse	Mr Gabriel Nshem: General Manager 08039687320	70	N/A	Government owned	Government Certified	48,230 tonnes

## B. List of all Non-Hazardous Solid Waste Disposal Sites

Site Name	Address	Geo-Coordinates	Status	Remaining Life Expectancy of Site
Mista Ali Disposal site	Mista Ali, Bassa.	Latitude 10.02159N Longitude 8.84906E	Functional	Over 20 years

## C. List of all Hazardous Solid Waste Disposal Sites

Site Name	Address	Geo-Coordinates	Status	Remaining Life Expectancy of Site
Jebu Miango	DTV JEBU Miango Bassa	Latitude 10.06 N Longitude 8.81 E	Functional	Over 20 years

# D.Hazardous Waste Transport Company

Full Name of Facility (Registered Business Name, Preferred)	Type of Waste Handling Offered	Key Contact Person(s) / Contact Details	No of Employees	Company's Annual Income (US\$)	Legal Form / Ownership Structure	Certifications / Quality Standards Adopted	Annual Waste Handling Capacity
Plateau Environmental Protection and Sanitation Agency (PEPSA)	Mechanical and Electrical	Mr Gabriel Nshem: General Manager 08039687320	70	N/A	Government owned	Government Certified	42,350 tonnes

# V. SEWAGE INFRASTRUCTURE



# D.Hazardous Waste Transport Company

Full Name of Sewage Treatment Facility (Registered Business Name, Preferred)	Company's Annual Income (US\$)	Legal Form / Ownership Structure	Certifications / Quality Standards Adopted
Plateau State Secretariat Treatment Plant established by the Plateau State Environmental Law, 2003, however, the sewage plant is Not functional.	N/A	Government owned	Government Certified

## Vii. WATER INFRASTRUCTURE



## A.Key Sources of Water

S/N	Source	% Use, Domestic	% Use, Industrial
1.	Centrally Supplied (Pipe-Borne) Water Reservoirs 23,955m <sup>3</sup>	70%	30%
2	Commercially Supplied Water Via Trucks AV. 79,200M <sup>3</sup>	100%	
3	Direct Use of Ground Water (Accessed via Boreholes)	Not Available	
4	Direct Use of Surface Water (Ponds, streams, rivers)	Not Available	

## B. Water Capacity

S/N	Source	Estimated Quantity / Capacity within the State (Litres /annum)
1.	Centrally Supplied (Pipe-Borne) Water (Total Installed Capacity)	79,850 M3 x 30 x 12 = 28,746,000
2.	Commercially Supplied Water Via Trucks	1,642,500 M3
3.	Ground Water (Accessed via Boreholes)	Not Available
4.	Direct Use of Surface Water (Ponds, streams, rivers)	Not Available

## C. Water Suppliers

S/N	Supplier's Full Name (Registered Business Name, Preferred)	Type of Water Supply Activity	Key Contact Person(s) / Contact Details	No of Employees	Company's Annual Income (US\$)	Legal Form / Ownership Structure	Processing capacity / average Capacity Utilisation	Mode of Supply	Average Price per Litre (US\$)
1.	Mohammed Adam	Commercial	07065507223	1	₦120,000	Private	1200 Litres	Cans/Buckets	25 Kobo
2.	Huseini Ahmed	Commercial	07036624491	2	₦120,000	Private	1200 Litres	Cans/Buckets	25 Kobo



### 3. Investment Opportunities

Several infrastructures have potential for PPPs with investors, however below are some of the potentials

S/N	Activities	Opportunities
1.	Expansion & rehabilitation of roads, linked to major economic Centres	Potential build operate transfer partnerships for construction of six (6) high traffic roads linking: <ul style="list-style-type: none"> <li>– Dengi – Wase</li> <li>– Bisischi – Mangu</li> <li>– Panyam – Shendam</li> <li>– Shendam – Namu</li> <li>– Mato – Shimankar – Knanade</li> <li>– Mangu – Musu – Bokkos</li> </ul>
2.	Construction of truck terminals & stops at key transit routes	Potential build operate transfer partnerships for construction of truck terminal along three (3) key transit routes: <ul style="list-style-type: none"> <li>– Dengi</li> <li>– Wase</li> <li>– Bisischi – Fan – Mangu</li> <li>– Panyam - Shendam</li> </ul>
3.	Construction of mini-grids linked to key commercial districts	Build mini-grids to supply power to key commercial districts (current and planned) <ul style="list-style-type: none"> <li>– Agro-hubs</li> <li>– Priority mining sites</li> </ul>



For Investors: Next Steps



## Explore the opportunities

- Experience Plateau and see the potential
- Meet the ministries and learn the market
- Make the connections that will drive your business forward



## Discuss how we can work together

- Identify your needs and requirements to the government
- Discover how the government can help you with land, infrastructure, financing, and other critical needs



## Close the deal

Formalize our partnership and create growth together